

**NINGBO AOYI AUTOMOBILE  
MANUFACTURING CO.,LTD.**

📍 No.28 Shizhu Road, Jiaochuan Street, Zhenhai District,  
Ningbo, China

☎ +86-574-86458597 📠 +86-574-86366900

✉ sales@cbcyrv.com 🌐 www.cbcyrv.com



**RANGER RV SUPPLIES**

📍 8 Connection Drive Campbellfield, VIC 3061

☎ 03 9357 6440 📠 03 9357 6441

✉ sales@rangersupplies.com.au

🌐 www.rangersupplies.com.au







# RANGER RV SUPPLIES

## CONTENTS



01-02

Company Profile



03-09

Window



10-15

Skylight



16-17

Electric Fan



18-19

12V Shower Hatch



20-21

Door Step



22-25

RV Door



26-27

RASD Aluminium  
Service Door



28

Square Access Door



29-30

Service Door



31-32

Picnic Table



33-34

Rangehood



35-36

Drop Down Table Leg



37-40

Blackout Blind  
-RS Series



41-42

Ventilation Grill



43

Wireless Remote  
Control Switch



43

Ranger Water Tank



44

Solar Panel Bracket Set



45-46

RV fittings



47-48

Global Network

# COMPANY PROFILE

NINGBO AOYI AUTOMOBILE MANUFACTURING CO.,LTD.

**Ningbo Aoyi Automobile Manufacturing Co.,Ltd.** formerly known as Ningbo Chengbang Innovative Creations Co., Ltd., our company covers an area of 60,000 square meters, with a factory area of 43,000 square meters, is a large-scale leading enterprise specializing in the research and development, manufacturing and sales of RV accessories.

Since its establishment, the company has cooperated with European and Australian vehicle manufacturing companies for more than ten years. In the past ten years, our company's product sales network has spread all over the world. We have provided perfect design solutions and high-quality products for many users around the world and quality services.

Aoyi team is determined to become one of the best R&D and manufacturing teams of RV accessories in the East. Our company has perfect production technology and equipment, testing equipment and strict quality management system, has achieved a number of international certifications, has always been adhering to the concept of "quality first, integrity and establishment", focus to the product development and manufacturing of high quality products. Our products cover RV entrance doors and windows, picnic tables, sunshades, ventilation hatches, refrigerator, electric fan, door step, rangehoods, drop down tables and other products. Aoyi has become a modern scientific and technological innovation enterprise, and sincerely cooperate with domestic and foreign merchants, mutual benefit and win-win, and create brilliance together!





# WINDOW RAW Series

## Features

- **Outer frame:** black color, powder coated high quality aluminium alloy, provide outstanding resistance to all weather conditions, waterproof, anti-corrosion.
- **Acrylic:** double glazed acrylic panel, anti-UV with excellent insolation, E-mark certificate.
- **Inner frame:** with pleated folding blind & roller blind & flyscreen, provide better anti-mosquito.
- **Functions:** ventilation, insolation, excellent privacy, anti-mosquito, waterproof. Easy and quick installation, more size customize according to client's inquiry.



NINGBO AOYI AUTOMOBILE MANUFACTURING CO.,LTD.

## Available Sizes

Product Code	Overall Size (in)	Cut Out Size (in)	Max. Open
RAW350500	14.96*20.87	13.78*19.69	≤75°
RAW500300	20.87*12.99	19.69*11.81	≤75°
RAW500350	20.87*14.96	19.69*13.78	≤75°
RAW500400	20.87*16.93	19.69*15.75	≤75°
RAW500450	20.87*18.90	19.69*17.72	≤75°
RAW500520	20.87*21.65	19.69*20.47	≤75°
RAW500550	20.87*22.83	19.69*21.65	≤75°
RAW600450	24.80*18.90	23.62*17.72	≤75°
RAW700300	28.74*12.99	27.56*11.81	≤75°
RAW700400	28.74*16.93	27.56*15.75	≤75°
RAW700450	28.74*18.90	27.56*17.72	≤75°
RAW700800	28.74*32.68	27.56*31.50	≤75°
RAW800400	32.68*16.93	31.50*15.75	≤75°
RAW800450	32.68*18.90	31.50*17.72	≤75°
RAW900450	36.61*18.90	35.43*17.72	≤75°
RAW900500	36.61*20.87	35.43*19.69	≤75°
RAW900550	36.61*22.83	35.43*21.65	≤75°
RAW900900	36.61*32.68	35.43*35.43	≤75°
RAW1000500	40.55*20.87	39.37*19.69	≤75°
RAW1000800	40.55*32.68	39.37*31.50	≤75°
RAW1040715	42.13*29.33	40.94*28.15	≤75°
RAW1100450	44.49*18.90	43.31*17.72	≤75°
RAW1200300	48.43*12.99	47.24*11.81	≤75°
RAW1200500	48.43*20.87	47.24*19.69	≤75°
RAW1200700	48.43*28.74	47.24*27.56	≤75°
RAW1450550	58.27*22.83	57.09*21.65	≤75°
RAW1450700	58.27*28.74	57.09*27.56	≤75°

(More size coming soon)



### Outer frame: Black ●

**Main material:**  
High quality aluminum alloy, with a black powder coating on the surface, provides good protection for the outer frame material from being easily corroded by the external environment.

**Overall structure of the outer frame:**  
The safety passage is equipped with a thickened sealing ring, which, when combined with glass, can effectively block the infiltration of rainwater.

### Inner frame: white ●

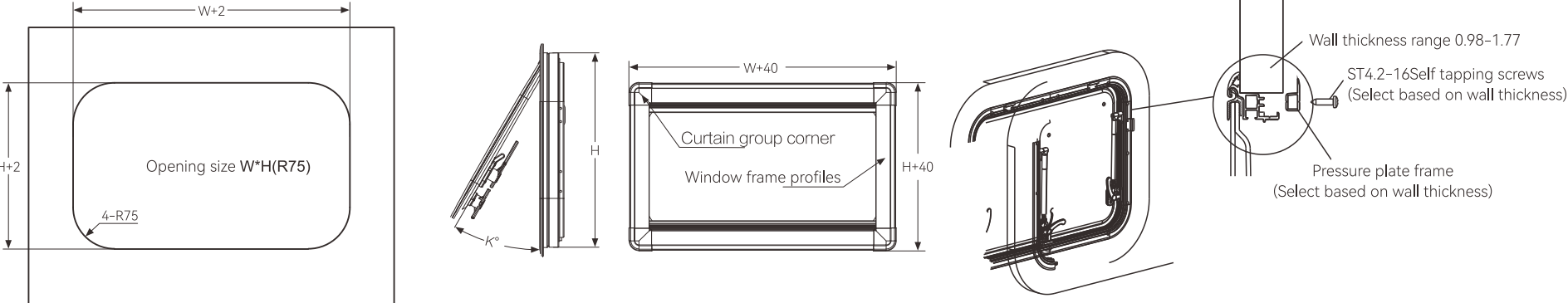
**Internal structure of the inner frame:**  
High quality aluminum alloy, with a white powder coating on the surface, provides good protection for the window frame material from being easily corroded by the external environment.

**Internal structure of window frame:**  
Equipped with foldable mosquito nets and sunshades, it has complete functions of preventing mosquitoes and blocking ultraviolet rays.

### Flat extrapolation window glass: brown ●

**Material: PMMA**

**Flat extrapolation window glass structure:**  
Adopting a double-layer hollow structure, it has good functions of UV protection, heat insulation, and noise reduction. And the outer glass is level with the edge of the outer frame, and the inner surface matches the inside of the outer frame, greatly enhancing the waterproof performance of the window itself.





# WINDOW **RFW** Series

## Specification

- Double glazed acrylic RV window.
- ASA frame provides outstanding resistance to all weather conditions.
- With pleated folding block out blind & flyscreen.
- Easy and quick installation.
- Manual adjustment for variety of opening positions.
- Wall thickness 25-60mm.

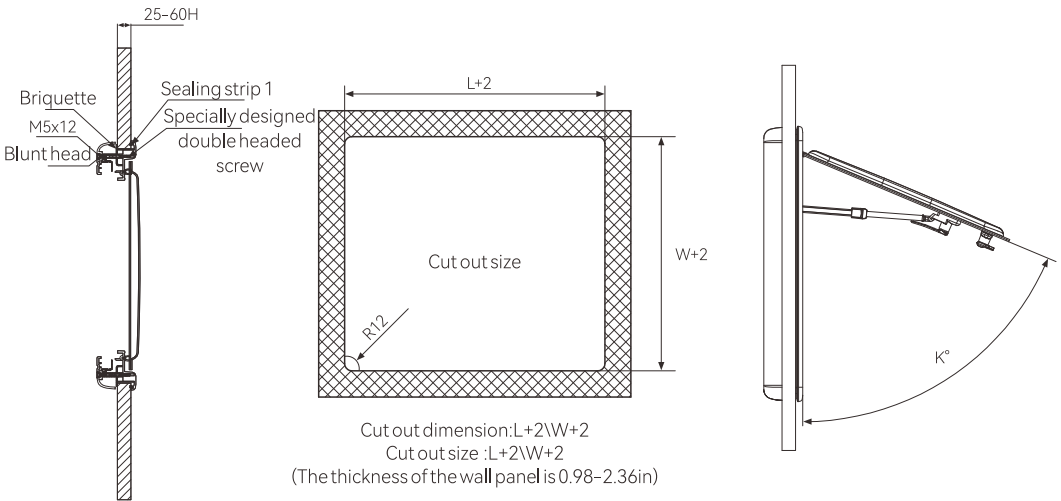


## Available Sizes

Product Code	Overall Size (in)	Cut Out Size (in)	Weight (lb)	Max. Open
RFW450 500	18.86*20.83	17.80*19.76	9.92	78°
RFW500 300	20.83*12.95	19.76*11.89	7.05	32°
RFW500 350	20.83*14.92	19.76*13.86	9.26	60°
RFW500 450	20.83*18.86	19.76*17.80	9.26	70°
RFW600 600	24.76*24.76	23.70*23.70	12.13	80°
RFW700 800	28.70*32.64	27.64*31.57	17.64	85°
RFW700 400	28.70*16.89	27.64*15.83	12.13	70°
RFW900 350	36.57*14.92	35.51*13.86	14.33	60°
RFW900 450	36.57*18.86	35.51*17.80	15.43	70°
RFW900 550	36.57*22.80	35.51*21.73	17.64	70°
RFW900 900	36.57*36.57	35.51*35.51	26.46	78°
RFW1000 800	40.51*32.64	39.45*31.57	26.46	85°
RFW1100 450	44.45*18.86	43.39*17.80	18.74	70°
RFW1200 300	48.39*12.95	47.32*11.89	18.74	32°
RFW1200 500	48.39*20.83	47.32*19.76	20.94	78°
RFW1450 550	58.23*22.80	57.17*21.73	28.66	70°

(More size coming soon)

## Dimensions



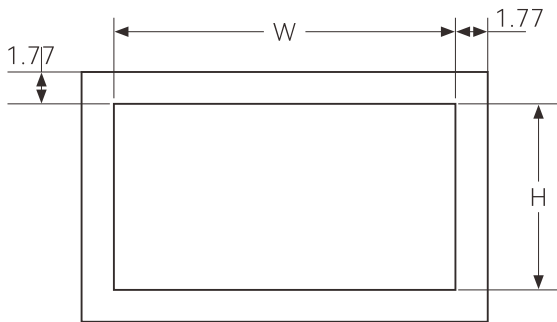


# WINDOW RTW Series

- The size can be adapted to your requirements.
- **Frame:** powder coated high quality aluminium alloy, electrostatic spray, anti-corrosion treatment with edge and internal sealing adhesive strip, good rainproof performance.
- Both manual and gas-operated mechanism with speed control.
- **Double glazed acrylic:** material PMMA, elegance glass, flat panel closes flush with the window frame on the out side.excellent insulation, UV-protective.
- Appliance for different types of blackout screen and fly screen.

### Available Sizes

Product Code	Overall (in)	Cut Out Size (in)	Max. Open
RTW350500	14.96*20.87	13.78*19.69	≤75°
RTW500300	20.87*12.99	19.69*11.81	≤75°
RTW500350	20.87*14.96	19.69*13.78	≤75°
RTW500400	20.87*16.93	19.69*15.75	≤75°
RTW500450	20.87*18.90	19.69*17.72	≤75°
RTW500520	20.87*21.65	19.69*20.47	≤75°
RTW500550	20.87*22.83	19.69*21.65	≤75°
RTW600450	24.80*18.90	23.62*17.72	≤75°
RTW700300	28.74*12.99	27.56*11.81	≤75°
RTW700400	28.74*16.93	27.56*15.75	≤75°
RTW700450	28.74*18.90	27.56*17.72	≤75°
RTW700800	28.74*32.68	27.56*31.50	≤75°
RTW800400	32.68*16.93	31.50*15.75	≤75°
RTW800450	32.68*18.90	31.50*17.72	≤75°
RTW900450	36.61*18.90	35.43*17.72	≤75°
RTW900500	36.61*20.87	35.43*19.69	≤75°
RTW900550	36.61*22.83	35.43*21.65	≤75°
RTW900900	36.61*36.61	35.43*35.43	≤75°
RTW1000500	40.55*20.87	39.37*19.69	≤75°
RTW1000800	40.55*32.68	39.37*31.50	≤75°
RTW1040715	42.13*29.33	40.94*28.15	≤75°
RTW1100450	44.49*18.90	43.31*17.72	≤75°
RTW1200300	48.43*12.99	47.24*11.81	≤75°
RTW1200500	48.43*20.87	47.24*19.69	≤75°
RTW1200700	48.43*28.74	47.24*27.56	≤75°
RTW1450550	58.27*22.83	57.09*21.65	≤75°



# WINDOW RASW-DP Series

- **Frame:** Powder coated high quality aluminium alloy, electrostatic black spray, anti-corrosion treatment.
- Unique sealing rubber, good waterproof performance.
- Double glazed acrylic, excellent insulation, UV-protective, waterproof, soundproof.
- Sliding left-right, hook type safety latch with good privacy.



### Available Sizes

Product Code	Overall (in)	Cut Out Size (in)	R angle	Wall thickness(in)
RASW-DP500300	20.79*12.91	19.76*11.89	R69	0.98-1.18-1.38
RASW-DP600350	24.72*14.88	23.70*13.86	R69	0.98-1.18-1.38
RASW-DP700550	28.66*22.76	27.64*21.73	R69	0.98-1.18-1.38
RASW-DP800450	32.60*18.82	31.57*17.80	R69	0.98-1.18-1.38
RASW-DP800500	32.60*20.79	31.57*19.76	R69	0.98-1.18-1.38
RASW-DP900550	36.54*22.76	35.51*21.73	R69	0.98-1.18-1.38
RASW-DP1100450	44.41*18.82	43.39*17.80	R69	0.98-1.18-1.38
RASW-DP1100550	44.41*22.76	43.39*21.73	R69	0.98-1.18-1.38
RASW-DP1200500	48.35*20.79	47.32*19.76	R69	0.98-1.18-1.38




# WINDOW

RASW-SG

 Series

- Dimension and appearance customized.
- **Frame:** Powder coated high quality aluminium alloy, electrostatic black spray, anti-corrosion treatment.
- Unique sealing rubber, good waterproof performance.
- **Real glass:** thickness 3.0mm, grey tempered glass
- **Open style:** left-right, up- down, fixed.
- Installation with convenient platen frame.
- High density mosquito fly screen.



# WINDOW

RPRW

 Series


- **Frame:** Powder coated high quality aluminium alloy, electrostatic black spray, anti-corrosion treatment.
- Unique sealing rubber, good waterproof performance.
- Double glazed acrylic, excellent insulation, UV-protective, waterproof, soundproof.
- With mechanical locking system, users can use it freely within the angle range.
- With no-hole pleated blind and blackout fly screen, to supply complete blackout and good privacy.



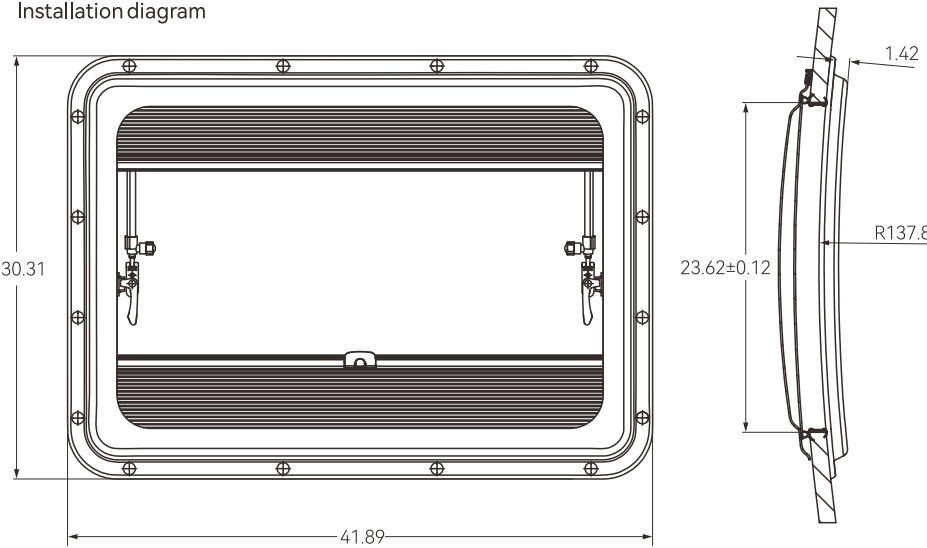
### Available Sizes

Product Code	Overall (in)	Cut Out Size (in)	R angle	Above the roof(in)	Wall thickness(in)	Wall thickness(in)	Open(K°)
RPRW900x600	51.54*27.95	35.43*23.62	70-75	1.73	1.18-1.22/1.38-1.42	137.80	≤70°

Opening diagram



Installation diagram







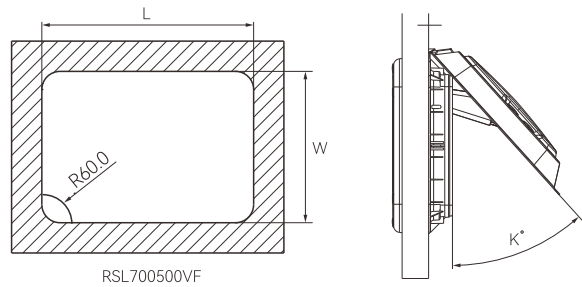
RSL700500V

# SKYLIGHT RSL Series

## Specification

- Easy operation with gas lift spring.
- Double glazed dome top.
- Fitted with LED lights and switch.
- Maximum opening to an angle of 60°, with three opening positions.
- Interior frame with block out blind and flyscreen.
- Up to 150 cubic centimeters of permanent ventilation.

Max opening up to 60°, applicable to motorhome, caravan, camping. Manual open and close, easy operation with gas springs. Integrated blackout blind system, integrated insect screen.



RSL700500VF

Cut out dimension: L+2\W+2  
Opening angle(K°):  
First gear: 2° Second gear: 15° Third gear: 60°



RSL400600



RSL400400



RSL400400V



RSL450400



RSL400400-3.0



RSL450400VF





AVAILABLE SIZES

Product Code	Overall (in)	Cut Out Size (in)	R angle	Weight (lb)	Above the roof(in)	Power	Wall thickness(in)	Describe
RSL700500	32.83*25.31	27.64*19.76	R60	19.18	3.86	6.4	0.98-2.36	LED
RSL450400	23.11*22.76	17.80*15.83	R15	12.57	3.86	4.6	0.98-2.36	LED
RSL700500V	32.83*25.31	27.64*19.76	R60	18.08	3.86	6.4	0.98-2.36	LED
RSL450400V	23.11*22.76	17.80*15.83	R15	12.35	3.86	4.6	0.98-2.36	LED
RSL400600	28.62*23.11	15.83*23.70	R15	19.62	3.86	6	1.57-3.15	LED
RSL400400	19.69*19.69	15.83*15.83	R10	9.48	4.17	/	1.57-1.97	Single acrylic dome
RSL400400V	20.47*20.47	15.83*15.83	R10	6.61	3.15	3.0	1.57-2.36	Single acrylic dome
RSL400400-3.0	20.75*20.75	15.83*15.83	R10	10.91	3.54	3.8	0.98-2.36	LED
RSL700500VF	32.20*24.29	27.64*19.76	R60	18.30	3.54	6.4	0.98-2.36	LED
RSL450400VF	22.40*22.17	17.80*15.83	R15	12.79	3.54	4.6	0.98-2.36	LED

NINGBO AOYI AUTOMOBILE MANUFACTURING CO.,LTD.



RSL700500



RSL700500V



RSL700500VF







# ELECTRIC FAN

REF Series

- DC12/24V, suitable for various caravan and motorhome.
- 180° rotating base and middle frame structure, arbitrary adjustment of direction at 360°.
- Two blade design for hand injury prevention, with excellent performance of high air volume and low noise
- Two-way control panel, one click operation and three speed adjustment function, easy to operate and strong usability.
- Timer: 3H,6H,9H,12H.



## AVAILABLE SIZES

No.	Gear position	Voltage and current parameters		Speed(RPM)	Air volume Max.(CFM)
		12V	24V		
1	Low Range	0.14A	0.11A	1100±100	370
2	Mid Range	0.26A	0.18A	1400±100	536
3	High Range	0.42A	0.25A	1700±100	725



# ELECTRIC FAN

REF-USB Series

- DC12/24V, suitable for various caravan and motorhome.
- 180° rotating base and middle frame structure, arbitrary adjustment of direction at 360°.
- Two blade design for hand injury prevention, with excellent performance of high air volume and low noise
- Two-way control panel, one click operation and three speed adjustment function, easy to operate and strong usability.
- **Timer:** 3H,6H,9H,12H.
- USB charging parameters: DC5V; Current: 2.4A.



### AVAILABLE SIZES

No.	Gear position	Voltage and current parameters		Speed(RPM)	Air volume Max.(CFM)
		12V	24V		
1	Low Range	0.14A	0.11A	1100±100	370
2	Mid Range	0.26A	0.18A	1400±100	536
3	High Range	0.42A	0.25A	1700±100	725



R12VH-320

# 12V SHOWER HATCH

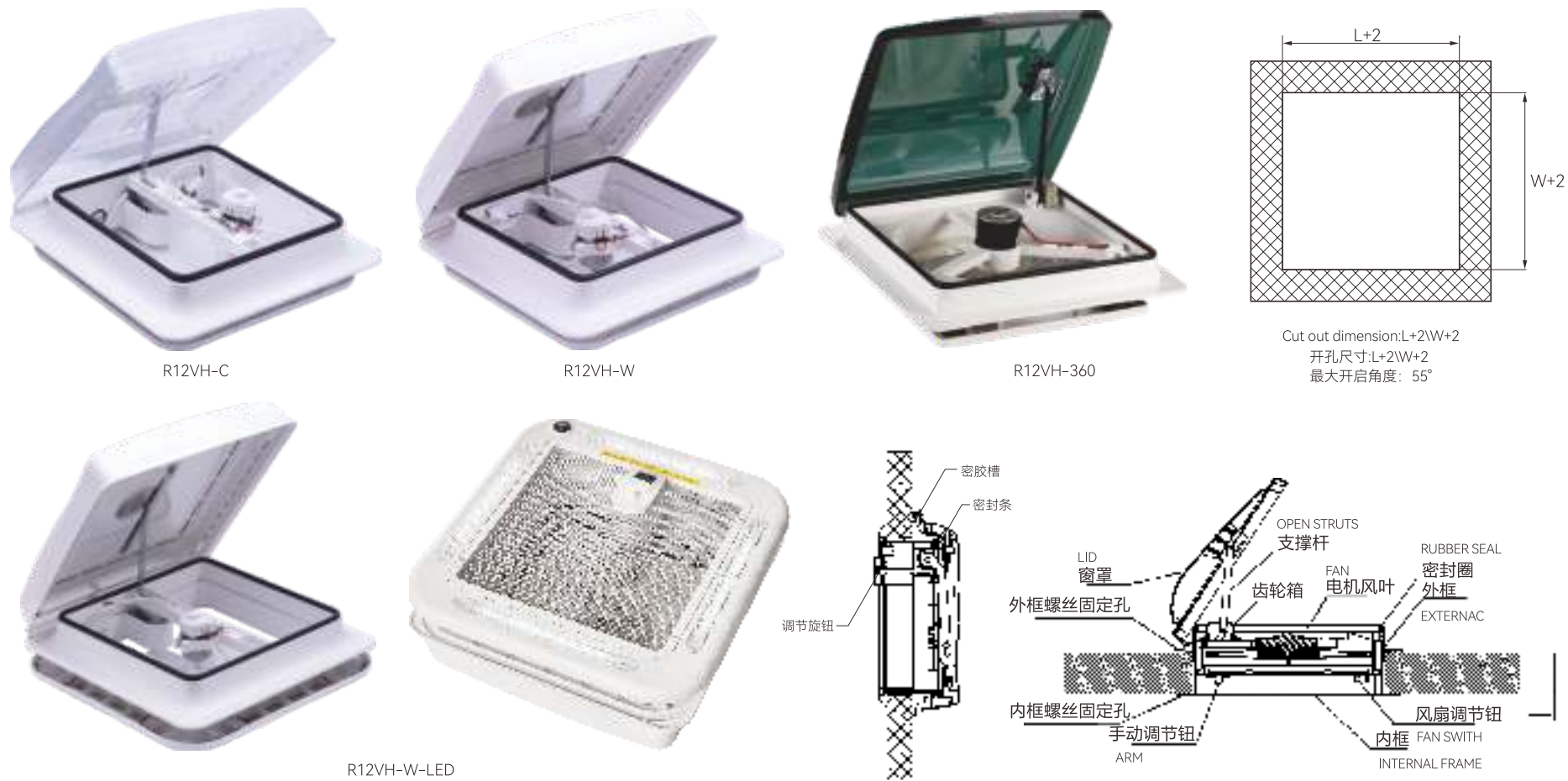
### Specif lcation

- UV resistant.
- Work as a ventilator and extractor.
- Ideal for showers and sanitation area.
- The cover can be opened and closed manually.
- Supplied with fly screen to collect leaves and other debris.



R12VH-360





Available Sizes

Product Code	Overall (in)	Cut Out Size (in)	R Angle	Weight (lb)	Above the Roof(in)	Power(w)	Roof Thickness (in)	Air volume(m³/h)	Description
R12VH-W	14.09*14.29	11.10*11.10	R3	2.3	3.35±0.04	3	1.18-2.36	800-1000	White top cover
R12VH-W-80H	14.09*14.29	11.10*11.10	R3	2.4	3.35±0.04	3	1.57-3.15	800-1000	White top cover
R12VH-C	14.09*14.29	11.10*11.10	R3	2.4	3.35±0.04	3	1.18-2.36	800-1000	Transparent top cover
R12VH-C-80H	14.09*14.29	11.10*11.10	R3	2.4	3.35±0.04	3	1.57-3.15	800-1000	Transparent top cover
R12VH-320	16.14*16.14	12.68*12.68	R3	2.8	3.35±0.04	6.7	1.18-3.15	800-1000	White top cover LED lighting
R12VH-360	16.46*16.46	14.25*14.25	R3	3.5	3.86±0.04	21.6	0.98-4.72	1000-1200	Brown top cover Three speed transmission

DOOR STEP



Check if the step is fully opened before use .

Specification

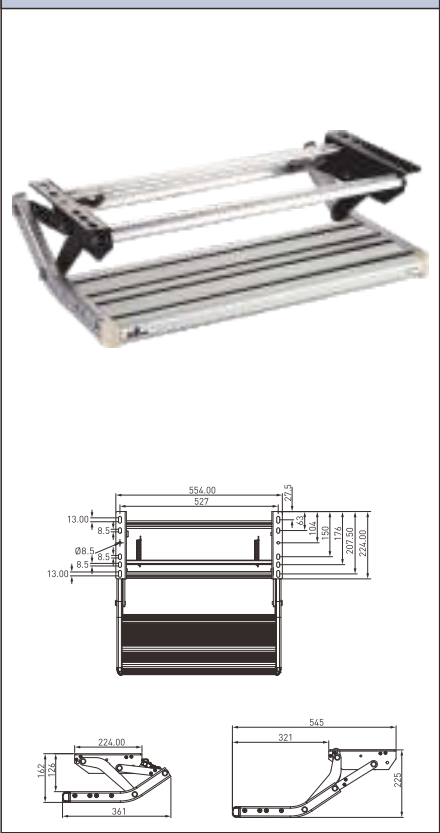
- Aluminum step has been tested to withstand 200kg.
- Easy to open, with spring loaded hinges.
- Illuminated step corners.
- Anti slip ribbed tread.

Available Sizes

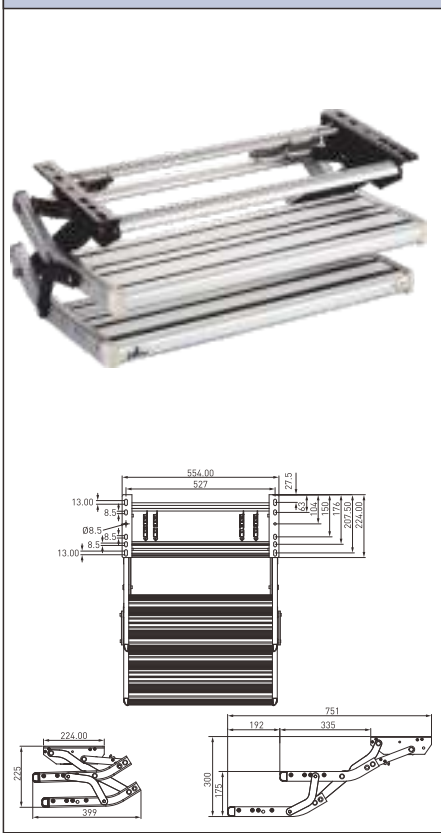
Product Code	Operation Mode	Capacity(lb)	Installation(in)	Weight (lb)	Power(w)	Description
RASS-21	Manual	440.92	20.75	10.80	/	Single
RADS	Manual	440.92	20.75	18.96	/	Double
RAESS	Electric	440.92	20.75	13.45	126	Single
RAEDS-C	Electric	440.92	20.75	37.92	180	Double
RASS-21-LED	Manual	440.92	20.75	11.02	1.32	Single

Ranger 12V step, same features as our single manual step, with addition of a 12V motor which conform to CE standards, can be open and closed via a 12V switch, easy to install and wire.

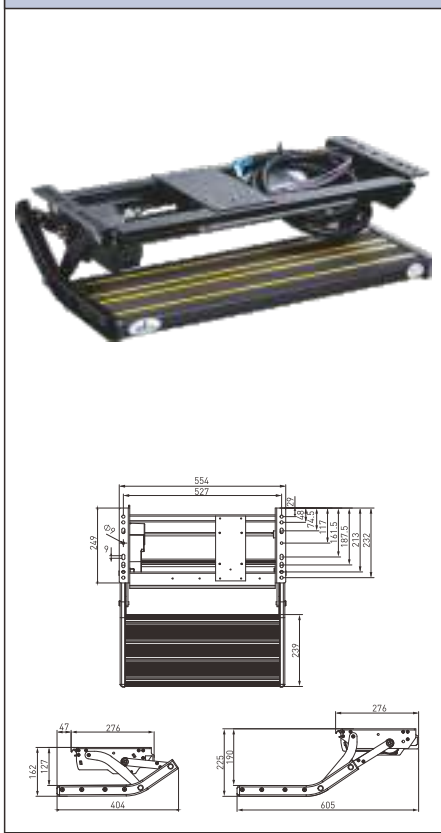
RASS-21-LED / RASS-21



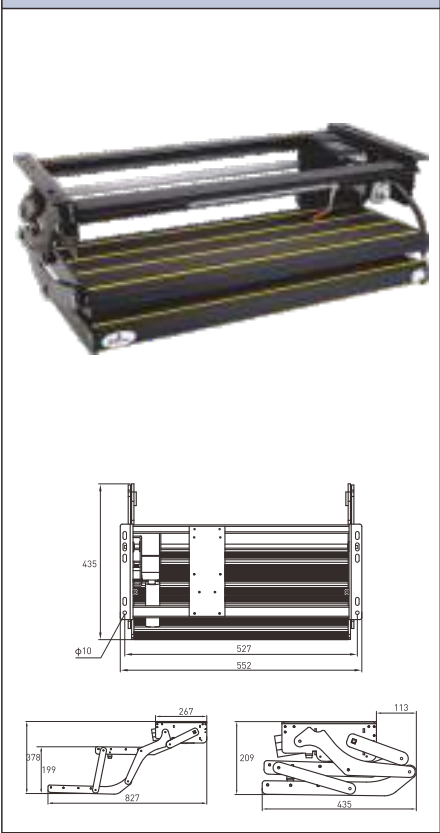
RADS



RAESS



RAEDS-C



RV DOOR

RPD

- **Frame:** Power coated high quality aluminium alloy, electrostatic black spray, anti-corrosion treatment.
- The door panel use an integrated foam process of ABS plastic absorption and aluminum plate, which is sturdy and durable, with good insulation performance.
- Double glazed acrylic, blackout fly screen, excellent insulation.
- Central control safety lock system, can select lock cylinder and key, can be configured with remote control and password opening system.
- Open from right side, opening angle 130°/170°.
- Sandwich type installation method, integrated with mosquito screen door, easy to operate, sturdy and durable.
- Hidden hinge, super large and exquisite handle design, lightweight and comfortable when operating doors, no vibration or abnormal noise during driving.

AVAILABLE SIZES

Product Code	Overall Size (in)	Cut out size (in)	R angle	Wall thickness(in)	Open(K°)
RPD1800*580	70.87*22.83	70.98*22.95	90°	1.18-1.97	130°/170°
RPD1810*600	71.26*23.62	71.26*23.74	90°	1.18-1.97	130°/170°
RPD1810*622	71.26*24.49	1813*24.61	90°	1.18-1.97	130°/170°





# RV DOOR

RTD

- **Frame:** Power coated high quality aluminium alloy, electrostatic black spray, anti-corrosion treatment.
- **Color:** white, black.
- The door panel is made of high-strength sandwich composite panels, sturdy and durable, with good insulation performance.
- Double glazed acrylic, blackout fly screen, excellent insulation.
- Open from right, mechanical lock, can select lock cylinder and key, can be configured with remote control and password opening system.



## AVAILABLE SIZES

Product Code	Overall Size (in)	Cut out size (in)	R angle	Wall thickness(in)
RTD1750*622	69.84*25.43	68.98*24.57	140°	1.18-1.97
RTD1822*622	72.68*25.43	71.81*24.57	140°	1.18-1.97
RTD1850*622	73.78*25.43	72.91*24.57	140°	1.18-1.97



# FLYSCREEN OF ENTRANCE DOOR

RDB-01

- High density mosquito pleated fly screen.
- **Frame:** Power coated high quality aluminium alloy, with surface electrostatic spraying or silver white matte oxidation.
- Built-in installation, operating right-left.
- **Max. Width:** 78.74in.
- **Max. Height:** 82.68in.



Customized dimension according to van model, suitable for various van and modified RV doors.



# FLYSCREEN OF ENTRANCE DOOR

RDB-02

- High density mosquito pleated fly screen.
- **Frame:** PVC.
- **Color:** grey, cream.
- External mounting, operating right-left.
- **Max. Width:** 59.06in.
- **Min. Width:** 15.75in.
- **Max. Height:** 86.61in.

Customized dimension according to van model, suitable for various van and modified RV doors.



# RASD ALUMINIUM SERVICE DOOR

**RASD** Series





Features

- Main material: High strength aluminum alloy material.
- surface: Spray molding process, usually black or white.
- Minimum custom size: 9.84in (minimum width or height dimension).
- Door lock: Self tightening tongue lock.
- Suitable wall thickness: 0.98~1.18~1.38in (special sizes require customization).
- Open With: Customized according to customer requirements.

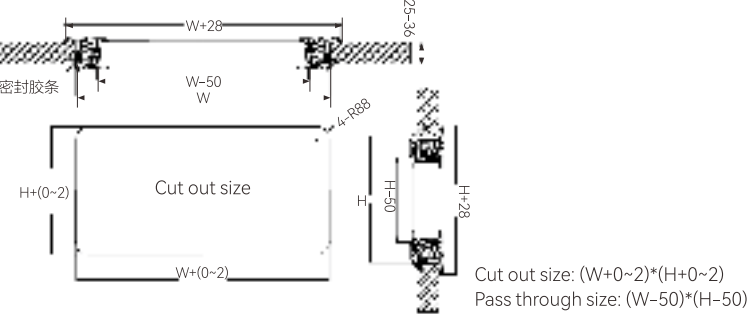
Specification Description

T NG  
B S W  
RASD-W\*H - L - G - B  
R D

Service Door Code		RASD		
舱门尺寸	W/宽		H/高	
舱门开启方	T/上开	B/下开	L/左开	R/右开
舱门种类	D/门吸	G/气弹簧	S/钢丝绳	常规
英文含义	Door	Gas handle	Steel wire	NG
舱门颜色	W/白		B/黑	

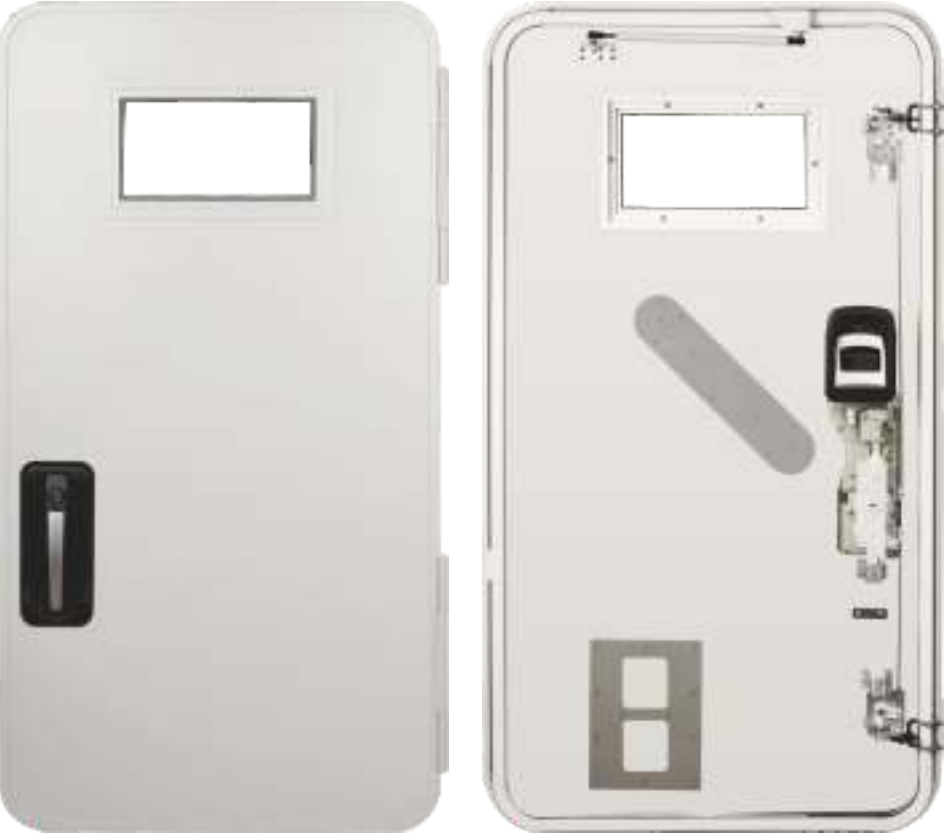
例：RASD-700\*500-B-NG-B  
(铝合金舱门700500，下开，无气弹簧，黑)

Installation



SQUARE ACCESS DOOR RAPD-F Series

- Main material: High strength aluminum alloy material
- Surface: Spray coating process, usually black and white
- Size: Customizable according to customer needs
- Door lock: Two point lock.
- Suitable wall thickness: 0.98~1.38in (customized for special sizes)
- Opening method: Right side opening



AVAILABLE SIZES

Product Code	Overall Size (in)	Cut out size (in)	R angle	Wall thickness(in)
RSPD-F1362*737	53.70*29.09	53.23*24.57	88°	0.98~1.38

# SERVICE DOOR

RSD Series



NINGBO AOYI AUTOMOBILE MANUFACTURING CO.,LTD.



RSD001-W



RSD002-W



RSD003-W




RSD004-W



RSD001-B



RSD002-B



RSD003-B



RSD004-B



RSD005

## Specification

- ASA plastic is the main material of the hatch.
- We use the zinc alloy material on the door lock and the hinge.
- Simple and generous appearance.
- Good hermetic seal and rainproof.
- Easy to install, strong and durable.



## Material:

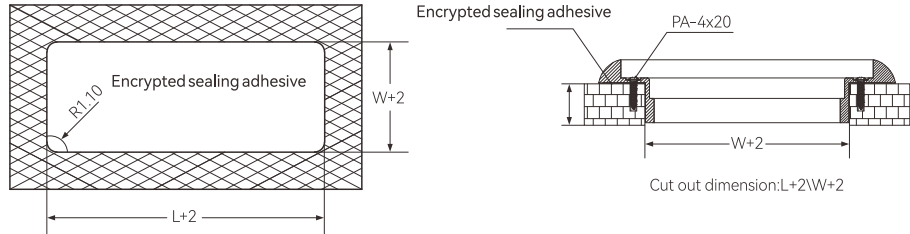
Made of ASA weather resistant plastic material, the door lock and hinges are made of zinc alloy material, with a simple and elegant appearance.

## Product Characteristics:

It has the characteristics of lightweight structure, good sealing, easy installation, firm and durable performance.

## Available Sizes

Product Code	Overall (in)	Cut Out Size (in)	Weight (lb)	Color
RSD001	16.14*14.17	13.58*11.50	2.87	Black\White
RSD002	27.95*16.14	25.39*13.58	6.17	Black\White
RSD003	31.81*14.02	29.33*11.61	6.39	Black\White
RSD004	27.83*20.08	25.35*17.48	8.93	Black\White
RSD005	24.92*22.36	22.52*19.96	6.66	Black\White
RSD006	22.80*16.26	20.39*13.86	5.51	Black\White
RSD007	26.73*16.26	24.33*13.86	6.39	Black\White





# PICNIC TABLE



The Ranger Picnic Table is made from ASA plastic which is high impact heat resistant materiel, similar to your bumper bar of motor vehicle. The Ranger Picnic Table is surface mounted, and does not require any cut out which makes it simple to install. LED Light with Switch (requires 12V wiring).

### Measures

Dimensions(in)	Weight(lb)	Bearing(lb)	Color	Power (W)
31.50*17.72*0.98	11.24	66.14	Available in White and Black	2.4

NINGBO AOYI AUTOMOBILE MANUFACTURING CO.,LTD.

RPTB



RPTW





# RANGEHOOD **RRH** Series

Product Code  
**RRH12V**

The Ranger 12V Ranghood is made from stainless steel, it's fitted with single or twin exhaust for strong suction. Easy to install, surfacemounted, european design.

NINGBO AOYI AUTOMOBILE MANUFACTURING CO.,LTD.



RRH12V-SEKTS



RRH12V-SETS380



RRH12V-SEGB

## Specification

Product code	Dimensions (in)	Weight (lb)	Cut out size (in)	Air exhauster(m³/h)	Power	Description
RRH12V-SEGB	21.26*11.02*1.97	5.07	No need	98	1.4A 16.8W	External mounting
RRH12V-SEGS	18.11*11.02*1.97	4.19	No need	98	1.4A 16.8W	External mounting
RRH12V-SETS380	14.96*11.22*1.97	4.63	No need	98	1.4A 16.8W	Touch plug-in type
RRH12V-SETS528	20.79*11.22*1.97	5.73	No need	98	1.4A 16.8W	Touch plug-in type
RRH12V-SEKTS	20.47*9.06*4.49	5.73	18.43*7.40	72	1.75A 21W	Touch Embedded



Size: 70\*52mm





升降桌  
**DROP DOWN  
TABLE LEG**  
(WITHOUT TABLE TOP)

Product Code:

**RDDTL**

**Specif lcation**

The Ranger fold down table leg has an easy to use lever to drop down and raise.  
It is light weight and comes with or without table top.  
Comes in one piece ready to be easily installed or removed.  
Perfect to be utilized as conversion to bed or unscrewed and take outside to use as outdoor table.

**Available Sizes**

Product Code	Lifting Height(in)	Low Gear(in)	High Gear(in)	Weight (lb)
RDDTL-60-B	11.93	26.1	27.68	18.52
RDDTL-70-B	11.93	26.1	27.68	20.28

\*Colour Available: Black



\*Without table top,  
table top additional 50mm



NINGBO AOYI AUTOMOBILE MANUFACTURING CO.,LTD.

RDDTL-60-B	RDDTL-70-B
<p>Height of folding table</p>	<p>Height of folding table</p>
<p>Height of the lifting table when unfolded—Low gear</p>	<p>Height of the lifting table when unfolded—Low gear</p>
<p>Lift table deployment height - high gear</p>	<p>Lift table deployment height - high gear</p>
<p>High end position—Support block</p>	<p>High end position—Support block</p>

# BLACKOUT BLIND RB Series

The blackout blind are mostly used in intercity buses, motorhome, reinstall car, commercial vehicles, buses, trains, high-speed rails, boats, trucks, agricultural machinery, construction vehicles, etc., enhance the comfort of the passengers. improve the high-end of the entire car decoration. Optimal darkening and excellent warm & ice insulation, with integrated insect screen. Darkening and insect protection separately adjustable. Elegance design to match the design of your modern motorhome and caravan. The size can be adapted to other window sizes. maximum field of view thanks to the use of slim profiles.

RB-2111

HOT!

- **Material:** White silver-plated folding blind and fly screen, anti-mosquito.
- **Installation:** up & down, Left & right.

Max.Width	Min. Width	Max.Height
59.06in	11.81in	39.37in



RB-2211

HOT!

This blind system consists of double pleated material, excellent blackout blind system, including blackout roller blind and fly screen. With integrated insect screen. Slideway can be free and adjustable. Windproof structure design. Appliance to external window of your motorhome, caravan.

- **Material:** pleated full-blackout, roller blind flyscreen.
- **Color:** Grey flyscreen, Black blind.
- **Installation:** up & down.

Max.Width	Min. Width	Max.Height
62.99in	17.72in	39.37in



RB-1211

This blind system consists of double pleated material, excellent blackout blind system, including blackout screen and fly screen. With integrated insect screen. Slideway can be free and adjustable. Appliance to external window of your motorhome, caravan. Manual and electric roller.

- **Material:** double pleated roller blind, full-blackout, half-blackout.
- **Color:** Grey flyscreen, Black blind.
- **Installation:** up & down.

Max.Width	Min. Width	Max.Height
78.84in	23.62in	47.24in



RB-1221

This blind system consists of double pleated honeycomb material, excellent blackout blind system, including blackout roller blind and fly screen. Slideway can be bend, free and adjustable. Manual and electric roller.

- **Material:** pleated full-blackout, roller blind flyscreen.
- **Color:** Grey flyscreen, Black blind.
- **Installation:** up & down.

Max.Width	Min. Width	Max.Height
78.84in	23.62in	47.24in




NINGBO AOYI AUTOMOBILE MANUFACTURING CO.,LTD.

RB-2311

This blind system consists of double pleated honeycomb material, excellent blackout blind system, including blackout screen and fly screen. Slideway can be free and adjustable. Appliance to external window of your motorhome, caravan.

- **Material:** double pleated honeycomb, full-blackout, half-blackout.
- **Color:** Beige.
- **Installation:** up & down, Left & right.

Max.Width	Min. Width	Max.Height
70.87in	11.81in	47.24in





RB-1311

This blind system consists of double pleated honeycomb material, excellent blackout blind system, including blackout screen andfly screen. Slideway can be free and adjustable . Applianceto external window of your motorhome, caravan.

- **Material:** double pleated honeycomb, full-blackout, half-blackout.
- **Color:** Beige.
- **Installation:** up & down, Left & right.

Max.Width	Min. Width	Max.Height
70.87in	11.81in	47.24in



RB-1321

This blind system consists of double pleated honeycomb material, excellent blackout blind system. Slideway canbe bend, free and adjustable .

- **Material:** double pleated honeycomb, full-blackout, half-blackout.
- **Color:** Beige.
- **Installation:** up & down, Left & right.

Max.Width	Min. Width	Max.Height
70.87in	11.81in	47.24in



RB-2231

Suitable for various caravan and motorhome window, operating up-down,stop at any free position.

- **Material:** With White silver plated full blackout fabric and anti-mosquito mesh.
- **Frame:** PVC.
- **Color:** grey, cream.
- **Installation:** external mounting, operating up-down.

Max.Width	Min. Width	Max.Height
74.8in	15.75in	39.37in



RB-2113

suitable for various caravan and motorhome window, operating up-down,stop at any free position.

- **Material:** with White silver plated full blackout fabric and anti-mosquito mesh, hidden string.
- **Frame:** Power coated high quality aluminium alloy, electrostatic spray.
- **Installation:** external mounting, operating right-left or left-right.

Max.Width	Min. Width	Max.Height
59.06in	11.81in	39.37in



# RANGER FRIDGE VENT



## VENTILATION GRILL

### Specification

Product code	Material	Overall (in)	Cut out size (in)	Vent area (cm <sup>2</sup> )	Weight (lb)
RV001	aluminum with alloy	3.94*2.95	2.56*1.97	7.5	0.04
RV002	aluminum with alloy	8.78*5.83	7.09*4.92	37.5	0.2
RV003	aluminum with alloy	11.77*5.87	10.16*4.92	56.25	0.27



## RANGER FRIDGE VENT

### Specification

Product code	Overall (in)	Cut out size (in)	Weight (lb)	Voltage	Free airflow (cm <sup>2</sup> )	Power (W)	Color
RFVW-W/B	20.31*10.87*2.24	19.13*9.69	2.87	12V DC	1354.3	9.6	○White/●Black
RFNW-W/B	20.31*10.87*2.24	19.13*9.69	2.2	/	1354.3	/	○White/●Black
RFV-01-W/B	18.9*7.28*1.65	17.72*6.18	1.54	/	258.4	/	○White/●Black

Product Code:

**\*RFVW-W/B**  
With motor

**\*RFNW-W/B**  
Without motor

The Ranger 12V double fan ventilation system is used for fridges to minimise heat build up in yourvan and reduce the chances of damaging your appliances.






WIRELESS REMOTE CONTROL SWITCH

The wireless remote system adopts 2.4G radio frequency technology to control various types of lamps and similar appliances by wireless remotecontrol, control the switching of multiple indoor lamps.


**Product Parameter**

Receptor Rated Voltage	Remote Controller Rated Voltage	Receptor Rated Load Power	Receptor Standby Power Consumption	Launcher Standby Power Consumption	Frequency	Remote Control Distance
DC12V	3V button battery	360W 60W per circuit	≤30MA	≤60UA	2.4G	787.4in



RANGER WATER TANK

- RWT95**
- RANGER The 95 liter RV water tank is a common type of water tank widely used in domestic RVs, recreational vehicles, and special vehicles.
- The water tank can be placed horizontally or vertically according to the space of the RV
  - External dimensions: 47.24\*19.29\*8.07in
  - Inlet pipe diameter: Φ1.77in
  - Diameter of outlet hole: Φ0.98in
  - Net weight: 13.23lb



Specification


Material	Capacity	Dimension	Inlet pipe diameter	Outlet pipe diameter	Weight
PE	95 Litres	47.24*19.29*8.07in	Φ1.77in	Φ0.98in	13.23lb

SOLAR PANEL BRACKET SET


Fix solar panel, keep radiating.

**Specification**

Dimension(in)	Height Clearance(in)
21.65*4.33*2.56	1.18



**Dimensions of module(in)**



200 Watts

5 years product warranty

12 years

limited power warranty of 80% of the mnimum specified power rating

Specification

STC: rradiance 1000 W/m²(module temperature 25°C/AM1.5)

Module Type	Nominal Peak Power (Pmax)	Minimum Power Tolerance (Pmax)	Max Power Voltage (Vmp)	Max Power Current (Imp)	Open-circuit Voltage (Voc)	Short-circuit Voltage (Isc)	Module Efficiency (nm)	Operating Temperature	Max Series Fuse Rating	Max.System voltage (DC)	Solar Cell	Arrangement	Front Glass	Frame	Junction Box	Cables & Connectors	Dimensions
ZY200G12PH-39	200	0~+3	21.84	9.16	25.74	9.86	21.1	-40~+85	15	1000	Mono-210*105	Type-3+13	0.13in Tempered Glass	Anodized Aluminium Alloy	IP67 2 Diodes	0.13in & Mc4	56.1*26.18*1.18in 22.05lb(±3%)

# RV FITTINGS

(Unit: inches)

## RGH001

Type: **Grab handle**

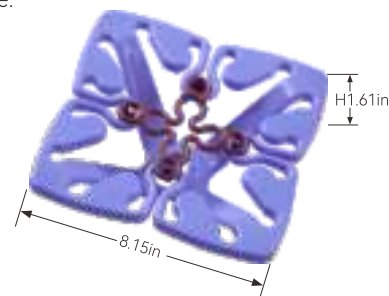
- Modern, two-tone design
- Vehicle colours matched to order\*



## RMA

Type: **Matress support system**

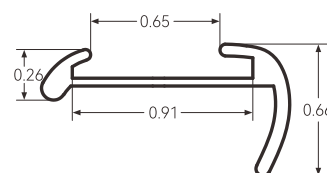
High-performance EP plastic material, with good elasticity and low deformation. Lightweight, combine different quantity to fit the bed size.



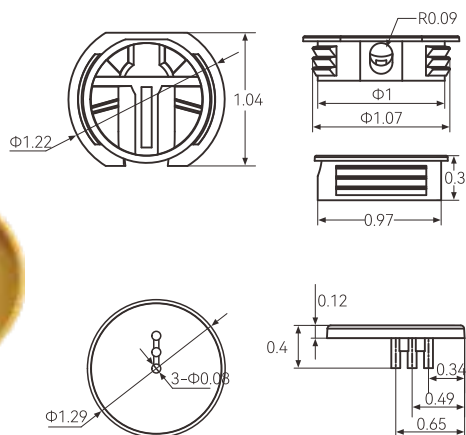
**SK1868** 216.54in/bar

Type: **Aluminum mould**

Colour: ● Black and ○ White

Type: **Coner joint**

Colour: ● Brown/○ White/● Coffee

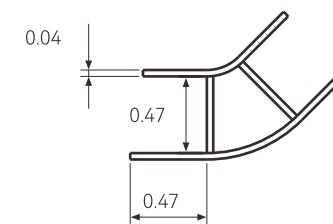


## RV FITTINGS (Unit: inches)

(Unit: inches)

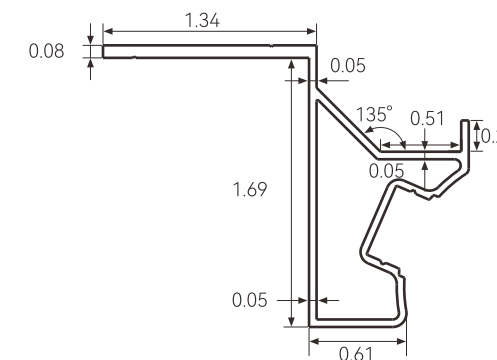
**PR003** Aluminum Alloy Profile

Aluminum alloy profiles are mostly used in special-shaped corners of furniture, and can adjust the profile corner to 135°



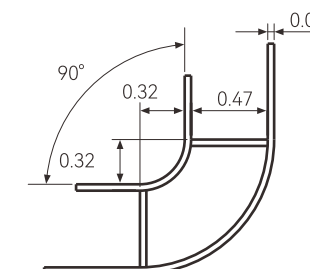
**PR006** Special-shaped aluminum alloy ceiling cabinet profile

Applied to the top of the cabinet at the junction of the furniture and board, it can increase the strength of the ceiling cabinet and cover the connection angle of the boards, and the upper and lower sides can be installed with decorative light strips.



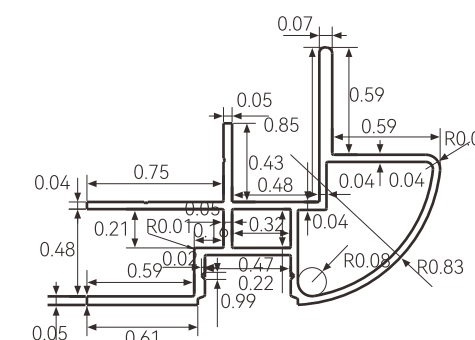
**PR004** 90° Aluminum Alloy Corner Profile

Applied to the right-angle connection of furniture boards, which can avoid right-angle connection defects, avoid creating external corners to prevent human body scratching.



**PR007** Aluminum alloy profiles

Under special-shaped hanging cabinets, mainly used the bottom of the furniture board hanging cabinets, can be connected to a 90° angle, suitable for 12mm board, and decorative light strips can be installed at the bottom.





# GLOBAL NETWORK

AOYI has established the stable trade relation with various dealer in recognized brand in long-term. All its products are exported to Europe, Australia, USA and other areas with high reputation.

